


CHAIR 68

Design Alvar Aalto 1935

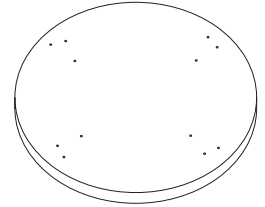
artek



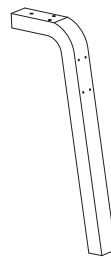
1 X



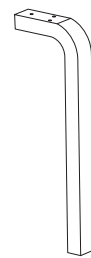
1 X



2 X



2 X



12 X



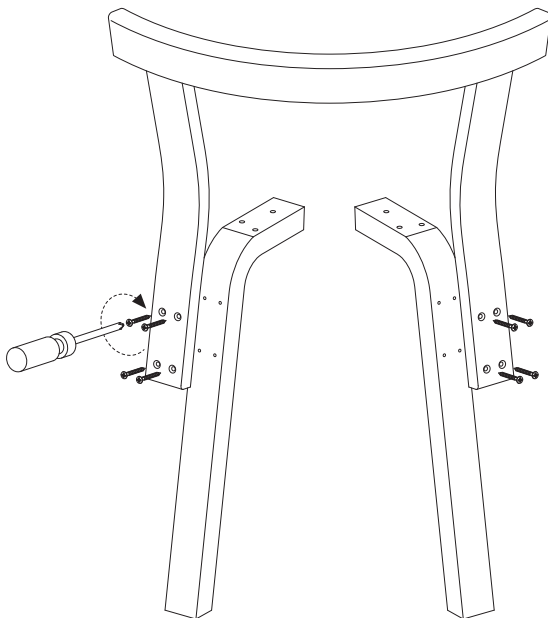
5 x 45mm

8 X

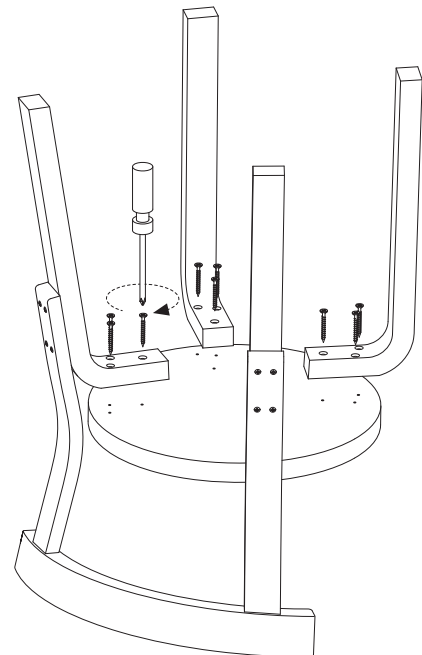


4 x 40mm

1.



2.



HUOM. Kiristä takajalkojen ruuvit istuimeen vasta selkänöjan kiinnittämisen jälkeen.

NOTE: Tighten the rear leg screws to the seat after attaching the back.

OBS. Skruva fast ryggstödet i de bakre benen innan benen skruvas fast i sitsen.

ACHTUNG: Zuerst die Rücklehne mit den hinteren Beinen und danach die Beine an der Sitzfläche befestigen.